

Guide to Using HeinOnline

...HeinOnline is licensed for use in B.C. courthouse libraries only.


Scope

This is a subscription database available through the Internet, containing the full text of more than 1000 legal periodicals from the United States, Canada and Australia. Coverage for all periodicals is from the first issue published to the most currently published issues allowed by the publishers. Also includes the English Reports online edition, U.S. Statutes at large and legal classics. Browse through the title list for more information on coverage.

To Open the Database

- Double click on the HeinOnline icon and then on [Subscribers Click Here to Enter](#)
- Begin your search by selecting one of the libraries listed under **Subscribed Libraries**.

To Quit the Database

- Click on **Log Out**, located in the top right corner and then click on the "Close"  button.


Currency

- To see what titles are included, select one of the libraries listed under **Subscribed Libraries** and then click on **All**, located at the end of the alphabetical listing: [Y](#) | [Z](#) | [All](#). This title list includes the coverage dates for each journal.

Search for Articles - Simple Search

- Click on [Law Journal Library](#) listed under **Subscribed Libraries**, then on the [Search](#) tab (left corner).
- Type your search terms in the search box (see below).



- Click on the  to run the search.
- Use the scroll bar to move through the list of displayed records.
- Click on the citation of the article to bring up the full text.



- You can jump to the pages in which your search terms are located by clicking on **View Matching Text Pages**.
- Use the **Back** button to return to the results list.

Search for Articles – Field Search

More complex searches can be performed in the [Field Search](#) search form. See the illustration below for an example of field searching.

- You can limit your search to specific fields, such as **Title** or **Creator/Author**.
- Click on [Law Journal Library](#) listed under **Subscribed Libraries**, then on the [Search](#) tab (left corner).
- Choose [Field Search](#), located on the left hand side of the screen.
- Fill in the search boxes with your search terms.
- You can also select a date range or a particular journal.
- Click the circle beside **“word”** or **“phrase search”** depending in the type of search you wish to perform.
- Click on the **Search** box.

Field search for: in word phrase

in word phrase

in word phrase

U. Tas. L. Rev.
 U. Tol. L. Rev.
 U. Toronto Fac. L. Rev.
 U. Toronto L.J.
 U. W. Ontario L. Rev.
U.B.C. L. Rev.
 U.B.C. Legal Notes
 U.C. Davis J. Int'l L. & Pol'y
 U.C. Davis J. Juv. L. & Pol'y
 U.C. Davis L. Rev.

Date: (YYYY) To: (YYYY) Sort by:

- The above example shows an example of field searching. The search has been limited to retrieve only articles published in *The U.B.C. Law Review*, written by the author Parfitt between 2000 and the present, and that contain the phrase “fiduciary duty.”

Search for Articles Using “Citation Navigator”

- To locate an article by the citation, Click on , located at the top left hand corner of the screen.
- Type in the volume number. Begin typing the abbreviation for the journal (a list of journals beginning with that abbreviation will automatically appear) and select the title. The example below shows the journals that begin with “U.B.C.”
- Type the page number and click on **Get Citation**.

| Vol. | Abbreviation | Page |
|--|-------------------------------------|----------------------------------|
| <input type="text" value="39"/> | <input type="text" value="u.b.c."/> | <input type="text" value="209"/> |
| <input type="button" value="Get Citation"/> | | |
| <input type="text" value="U.B.C. L. Rev."/> <input type="text" value="U.B.C. Legal Notes"/> | | |


English Reports, Full Reprint (1220-1865)

- Search the English Reports by **case name, citation or key words**.

Enter Case Name Or Nominative Citation

- Case Name (Bradshaw)
- English Reports Citation (77 Eng. Rep. 1283)
- Nominative Citation (2 Wils. K. B. 137)
- Key Word Search

To Print

- Start on the first page of the article or case that you want to print. Click on
- Click on **Print/Download** beside **Print Current Section** to print the entire article:
 Format:
- The article will open up in a separate window. Click the print icon  and then on **OK**.

Updated February 6, 2008

Copyright British Columbia Courthouse Library Society (2005)

This publication may be freely reproduced or quoted from with acknowledgement to the British Columbia Courthouse Library Society.